

General information

PVS31220200812

The weight transmitter DAT 1400 Analog + Ethercat has a mechanical keyboard, a removable screw terminal blocks and a peak hold function for dynamic measures. DAT 1400 Analog + Ethercat is a customizable product which owns several options such as: power supply to external smart junction box and DATALOGGER function etc. The Software Optimization is given for free. This Software allows you to run certain activities such as calibration or monitoring directly from your computer. The Optimization software is provided by Pavone Weighing Systems and guarantees a perfect instrument run.

Software Optimization 1.3.17: [optimization_weighing_software.zip](#)Ethercat ECS file: [dat_1400_ethercat_ecs.zip](#)Technical Manual: [dat-1400_technical_manual.pdf](#)

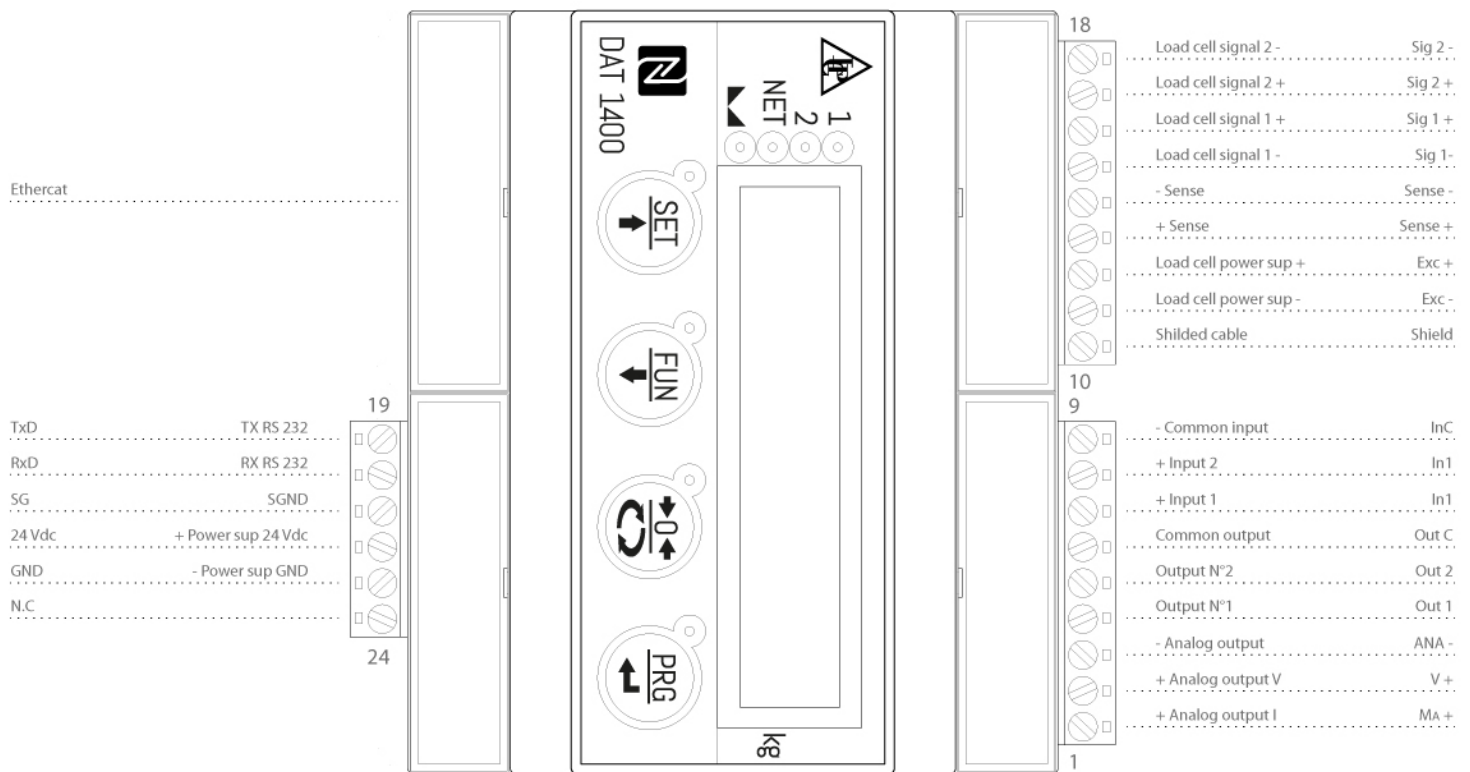
All indicated data may be changed without notice.
All the measures indicated are expressed in millimeters (mm).

Technical specifications

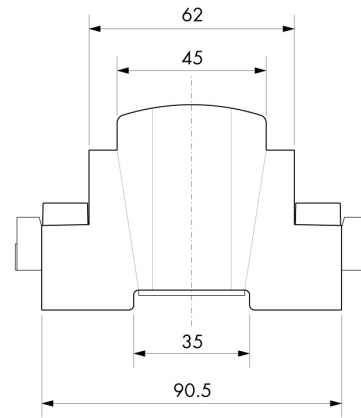
PVS31220200812

Measuring range:	-3.9 ÷ +3.9 mV/V
Input sensitivity:	0.02 µV/count
Full scale non-Linearity:	<0.01%
Gain drift:	< 0.001% FS/°C
Display:	6 digit, 7-segment LED red, height 14mm
A/D Converter:	24 bit
Internal Resolution:	> 16.000.000 points
Transducer input voltage:	5 Vdc (max 8 -350 Ohm- load cells)
Frequency signal acquisition:	12 ÷ 1000 Hz
Visible resolution (in divisions):	999999
Divisions value (adjustable):	x1, x2, x5, x10, x20, x50
Decimal figures range:	0 ÷ 4
Temperature range:	-10 ÷ + 50 ° C (humidity max 85% no condensation)
Storage temperature:	-20 ÷ +70°C
Filter:	0.5 ÷ 1000 Hz
Logic output:	2 opto-isolated; MAX 24 Vdc/100 mA each
Logic input:	2 opto-isolated 24 Vdc PNP (external power supply)
Serial port:	1 USB device + 1 RS232C + 1 RS485/Fieldbus; ASCII or Modbus RTU protocol
Analog output Non-Linearity:	< 0,02%
Temperature drift analog output:	0,001% FS / °C
Power supply:	12-24 Vdc ±15% - Power consumption 5 W
Microcontroller:	ARM Cortex M0 + 32 bit 256KB Flash reprogrammable onboard from USB
Data storage:	64 Kbytes expandable up to 1024 Kbytes
Regulatory compliance:	EN61000-6-2, EN61000-6-3 for EMC; EN61010-1 for Electrical Safety

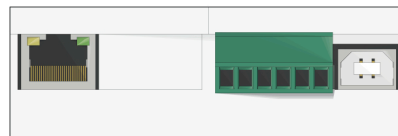
All indicated data may be changed without notice.
 All the measures indicated are expressed in millimeters (mm).



All indicated data may be changed without notice.
 All the measures indicated are expressed in millimeters (mm).



RS 485/Modbus



Ethernet



Serial communication interface

Ethercat

Ethernet/IP

PROFINET

All indicated data may be changed without notice.
All the measures indicated are expressed in millimeters (mm).