

General information

PVS6520200812

The MC 102 weight indicator is small, easy to assemble and programmable from the keyboard. It has removable screw terminal blocks and it guarantees high accuracy at a very low cost. The weight indicator MC 102 is designed for load cells, tanks, hoppers, silos and platforms. The MC102 product allows you to manage both automatic weighing sequences with threshold control and single-component batching processes in loading and / or unloading.



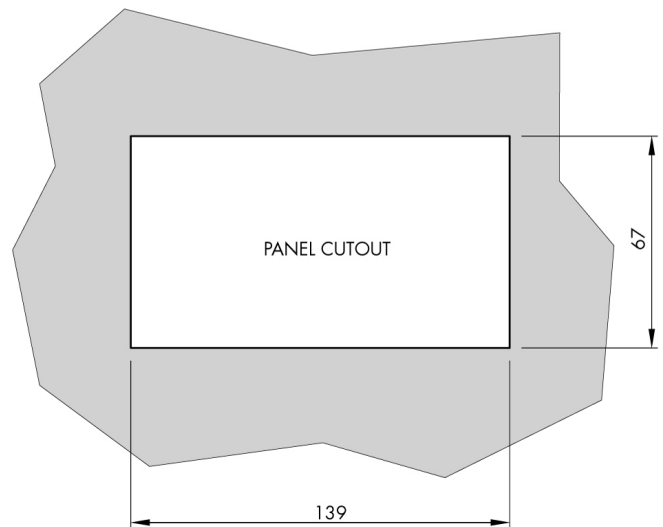

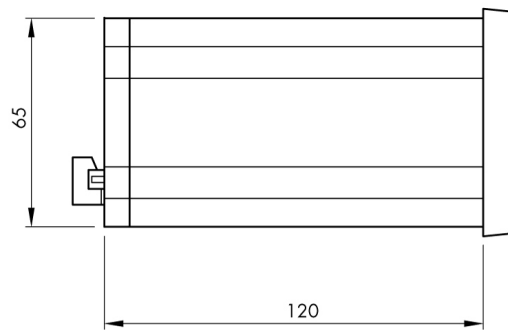
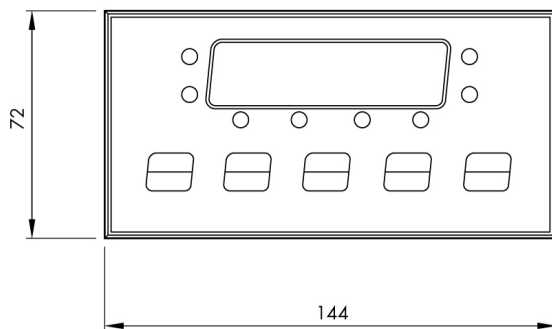
All indicated data may be changed without notice.
All the measures indicated are expressed in millimeters (mm).

Technical specifications

PVS6520200812

Measuring range:	-3.9 ÷ +3.9 mV/V
Input sensitivity:	0.02 µV/count
Full scale non-Linearity:	< 0.01%
Gain drift:	< 0.0003% FS/°C
A/D Converter:	24 bit
Internal Resolution:	> 16.000.000 points
Transducer input voltage:	5 Vdc 120 mA (max 8 cells - 350 Ohm)
Visible resolution (in divisions):	999999
Decimal figures range:	0 ÷ 4
Temperature range:	-10 ÷ +50 °C
Storage temperature:	-20 ÷ +70°C
Filter:	0.2 ÷ 25 Hz
Logic output:	4 relays (NA) Max. 115 Vac/30 Vdc 0.5 A each
Logic input:	3 optoisolated 12 Vdc/24 Vdc PNP
Serial port:	COM1: RS232 half duplex COM2: RS422/RS485 half duplex
Regulatory compliance:	EN61000-6-3, EN1000-6-2, EN61010-1
Drilling template:	139 x 67 mm (W x H)
Dimensions:	144 x 72 x 120 mm (W x H x D)
Fieldbus:	ASCII, Modbus, Printers Custom P190 o FT190, EPSON
Baud rate:	300 ÷ 115200 (adjustable)
Transmission distance:	15m (RS232C), 1000m (RS422; RS485)
Isolation:	Class II
Power consumption:	230 Vac ±10% - 50/60 Hz absorbed power 7 W (115 Vac on demand)

All indicated data may be changed without notice.
 All the measures indicated are expressed in millimeters (mm).



All indicated data may be changed without notice.
 All the measures indicated are expressed in millimeters (mm).